

ENVIRONMENTAL PRODUCT DECLARATION

# NORTH AMERICAN ORIENTED STRAND BOARD

AMERICAN WOOD COUNCIL  
CANADIAN WOOD COUNCIL



APA - The Engineered Wood Association

The American Wood Council (AWC) and the Canadian Wood Council (CWC) are pleased to present this Environmental Product Declaration (EPD) for North American Oriented Strand Board, (OSB). This EPD was developed in compliance with ISO 14025 and has been certified under UL Environment's EPD program.

The EPD includes Life Cycle Assessment (LCA) results for all processes up to the point that OSB is packaged and ready for shipment at the manufacturing gate; the life stages include forest management, logging, and transportation of logs to OSB plants, debarking, stranding, drying, blending, pressing and finishing.

The AWC and CWC represent wood product manufacturers across North America. Our organizations have undertaken numerous sustainability initiatives on behalf of our membership and we are pleased to present this document to show how we are doing. The publication of this EPD, which is based on rigorous LCA research, is our effort to back up with science what we know to be true – that wood products stand alone as a green building material.

Please follow our sustainability initiatives at:

**[www.awc.org](http://www.awc.org)** and **[www.cwc.ca](http://www.cwc.ca)**





**AMERICAN  
WOOD  
COUNCIL**

Canadian  
Wood  
Council

Conseil  
canadien  
du bois



## North American Oriented Strand Board

North American Structural and Architectural Wood Products

According to ISO 14025 and ISO 21930



This declaration is an environmental product declaration in accordance with ISO 14025 that describes environmental characteristics of the described product and provides transparency and disclosure of the impacts caused by the product life cycle. This EPD does not guarantee that any performance benchmarks, including environmental performance benchmarks, are met. EPDs are intended to compliment Type I environmental performance labels.



PROGRAM OPERATOR	UL Environment
DECLARATION HOLDER	American Wood Council and Canadian Wood Council
DECLARATION NUMBER	13CA24184.101.1
DECLARED PRODUCT	North American Oriented Strand Board
REFERENCE PCR	FPIInnovations: 2011. Product Category Rules (PCR) for preparing an Environmental Product Declaration for North American Structural and Architectural Wood Products, Version 1 (UN CPC 31, NAICS 321), November 8, 2011.

DATE OF ISSUE	April 16, 2013
PERIOD OF VALIDITY	5 years

CONTENTS OF THE DECLARATION	<ul style="list-style-type: none"> <li>Product definition and information about building physics</li> <li>Information about basic material and the material's origin</li> <li>Description of the product's manufacture</li> <li>Indication of product processing</li> <li>Information about the in-use conditions</li> <li>Life cycle assessment results</li> <li>Testing results and verifications</li> </ul>
-----------------------------	--

The PCR review was conducted by:	FPIInnovation
	PCR confirmed by PCR Review Panel
This declaration was independently verified by Underwriters Laboratories in accordance with ISO 14025 <input type="checkbox"/> INTERNAL <input checked="" type="checkbox"/> EXTERNAL	570 Saint-Jean Blvd. Pointe-Claire, QC Canada H9R 3J9 T 514 630-4100 info@fpinnovations.ca
	 Loretta Tam, EPD Program Manager
This life cycle assessment was independently verified by in accordance with ISO 14044 and the reference PCR	
	Thomas P. Gloria, Ph. D., Industrial Ecology Consultants





AMERICAN  
WOOD  
COUNCIL

Canadian  
Wood  
Council

Conseil  
canadien  
du bois



**North American Oriented Strand Board**  
North American Structural and Architectural Wood Products

According to ISO 14025 and ISO 21930

## Description of Industry and Product

### Description of North American OSB Industry

The North American forest product industry is a major contributor to both the American and Canadian economies. Many OSB manufacturing jobs are rurally located and are the primary driver of local economies. In 2012, North American OSB manufacturers produced more than 16,000 million square feet (3/8 inch basis) of OSB.

The North American OSB industry has weathered unprecedented economic changes in recent years through innovation and expansion into new and emerging markets. Efficiency improvements, beyond simply ensuring competitiveness, continually improve the environmental footprint of wood products. Now, more than ever, we are ready to present this EPD that reflects years of research and demonstrates the hard work we've been doing.





AMERICAN  
WOOD  
COUNCIL

Canadian  
Wood  
Council

Conseil  
canadien  
du bois



## North American Oriented Strand Board

North American Structural and Architectural Wood Products

According to ISO 14025 and ISO 21930

### Description of OSB Product

The product profile presented in this EPD is for a declared unit of 1 cubic meter of OSB. OSB is manufactured by processing logs into wood strands, which are combined with resin and arranged in layers that alternate their orientation. The layers of strands and resin are then pressed into large sheets which are cut down to standard sizes.

One cubic meter of average North American OSB weighs 633.84 kg, excluding the variable moisture content. The product composition is presented below and represents the weighted average of the various resin types that are used by different manufacturers:

- Wood: 599.42 oven dry kg (94.5%)
- Phenol formaldehyde (PF) resin: 21.40 kg (3.4%)
- Methylene diphenyl di-isocyanate (MDI) resin: 3.05 kg (0.5%)
- Slack wax: 9.97 kg (1.6%)

This EPD is based on LCA studies that considered the entire range of OSB sheet sizes. The most common dimensions of sheets of OSB are 4 feet x 8 feet. The results are presented for the metric unit of measure, 1 cubic meter, which is equal to 1,130 square feet of 3/8 inch thick OSB.



Matthias Kabel



**North American Oriented Strand Board**  
 North American Structural and Architectural Wood Products

According to ISO 14025 and ISO 21930

## Cradle-to-Gate Life Cycle of Oriented Strand Board

### Business-to-Business EPD and Cradle-to-Gate LCA

Business-to-business EPD's are those that focus on the life cycle up to the point that the product has been manufactured and is ready for shipment, the portion of the life cycle referred to as cradle-to-gate. This EPD includes the cradle-to-gate processes as shown in Figure 1.

The delivery of the product to the customer, its use, and eventual end-of-life processing are excluded from the cradle-to-gate portion of the life cycle. This exclusion limits the accounting of carbon sequestration in the wood product because the benefit of sequestration is not realized at the point of manufacturing, but occurs over the life cycle of the product.

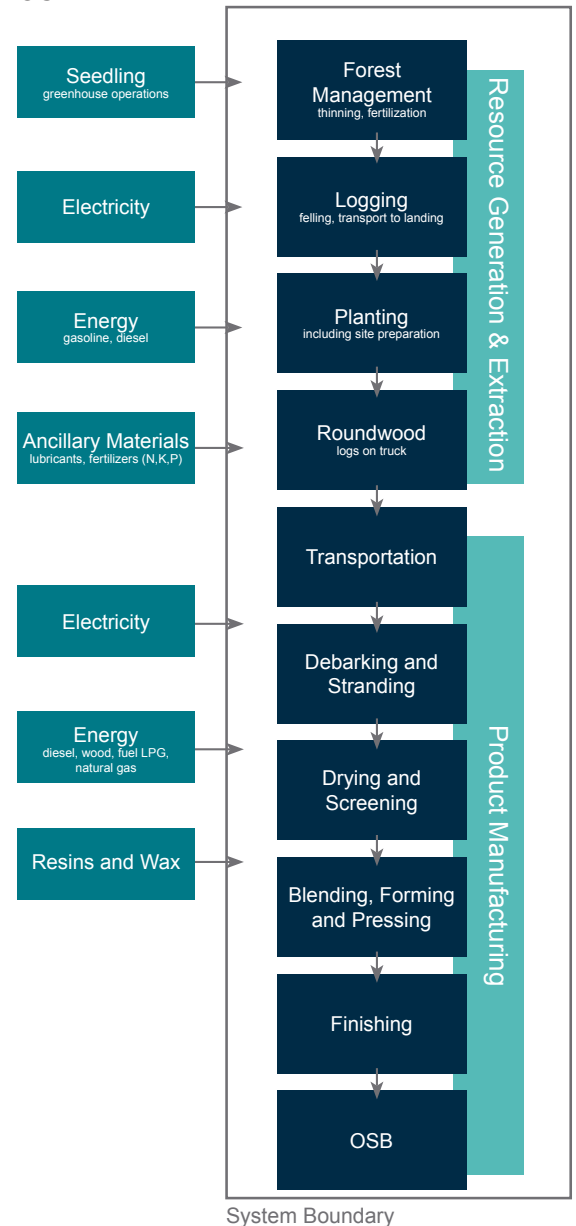
### Forest Operations

The assessment of the life cycle impacts of a wood product begins with its origin in natural or managed forests and the energy use and emissions caused by its extraction. Forest management and the reforestation that occurs after extraction are also included. The PCR requires that the cradle-to-gate product system includes all forest management activities which may include site preparation, thinning, and fertilization. The forest operations portion of the resource extraction/generation phase also includes the production and planting of seedlings that occurs after logging.

### OSB Production

The OSB production phase begins with the transportation of logs to the manufacturing facility and includes the unit processes of debarking and stranding, drying and screening, blending, forming, and pressing. These processes consume electricity drawn from regional grids, fossil fuel, and internally generated biomass.

Figure 1: Cradle-to-gate product system for OSB





AMERICAN  
WOOD  
COUNCIL

Canadian  
Wood  
Council

Conseil  
canadien  
du bois



**North American Oriented Strand Board**

North American Structural and Architectural Wood Products

According to ISO 14025 and ISO 21930

## Methodology of Underlying LCA

### Declared Unit

The declared unit in this EPD is 1 cubic meter (m<sup>3</sup>) of OSB. This is equivalent to 1,130 square feet of OSB at 3/8 inch thickness. The average density of North American OSB, including resins, is 633.84 kg/m<sup>3</sup> excluding all moisture content. OSB produced in North America is understood to contain some moisture, while the oven dry unit of measure contains neither free moisture (moisture in cell cavities) nor bound moisture (moisture in cell walls).

### System Boundaries

The system boundary begins with forest management and resource extraction and ends with OSB ready for shipment at the manufacturer. The forest resources system boundary includes planting the seedlings, site preparation, thinning, fertilization and final harvest. OSB manufacturing includes the transportation of logs, debarking, stranding, drying, screening, blending, forming, pressing, and cutting to size. Seedlings and the fertilizer and electricity it took to grow them were also considered in the system boundary.

### Cut-off Rules

The cut-off criteria for flows to be considered within the system boundary are as follows:

- Mass – if a flow is less than 1% of the cumulative mass of the model flows it may be excluded, provided its environmental relevance is minor.
- Energy – if a flow is less than 1% of the cumulative energy of the system model it may be excluded, provided its environmental relevance is minor.
- Environmental relevance – if a flow meets the above two criteria, but is determined (via secondary data analysis) to contribute 2% or more to the selected impact categories of the products underlying the EPD, based on a sensitivity analysis, it is included within the system boundary.



AMERICAN  
WOOD  
COUNCIL

Canadian  
Wood  
Council

Conseil  
canadien  
du bois



## North American Oriented Strand Board

North American Structural and Architectural Wood Products

According to ISO 14025 and ISO 21930

### Data Quality

#### Precision and Completeness

Primary data on raw materials, energy, and emissions were provided by logging operations and OSB producing facilities, based on input purchases, production output, and reported process emissions. All upstream and downstream secondary data was drawn from publicly available databases, primarily the United States Life Cycle Inventory (USLCI) database. The LCA practitioners performed quality control on all secondary data sources to ensure completeness.

All inventory flows were modeled and at no time were data excluded due to application of the studies' cut-off criteria.

#### Consistency and Reproducibility

To ensure consistency, only primary data as provided by the study participants were used to model gate-to-gate OSB manufacturing processes. All other secondary data (upstream and downstream) were consistently applied and adaptations to the databases were documented in the LCA reports.

Reproducibility by third parties is possible using the background LCIs documented in the CORRIM and Athena LCA reports.

#### Temporal Coverage

Primary data collected from OSB manufacturing facilities related to the product processes of interest are representative for the years 2004-2009. The LCA models were updated in 2012 to reflect updates in underlying secondary data used to develop the LCI.

#### Geographical Coverage

The geographical coverage for this study is based on North American (NA) system boundaries for all processes and products.

### Treatment of Biogenic Carbon

Biogenic carbon dioxide emissions were accounted as global warming neutral in accordance with the PCR. Under this approach, the carbon dioxide emissions from the combustion of internally generated wood fuels are considered equal to the carbon dioxide uptake in the forest during tree growth.

Crediting carbon sequestration against the global warming potential was excluded as the long term carbon storage is dependant on gate-to-grave processes not considered directly in this EPD. The expected carbon sequestration for average end-use and end-of-life treatment is provided in the section on "Additional Information".





AMERICAN  
WOOD  
COUNCIL

Canadian  
Wood  
Council

Conseil  
canadien  
du bois



## North American Oriented Strand Board

North American Structural and Architectural Wood Products

According to ISO 14025 and ISO 21930

### Allocation

Allocation followed the requirements and guidance of ISO 14044:2006, clause 4.3.4, which gives preference to mass based allocation, and the following description of allocation from the PCR:

- Allocation of multi-output processes shall be based on mass. However, if economic value difference is at least ten times greater between products from a multi-output process, a suitable revenue based allocation principle shall be applied and these deviations shall be substantiated and readily available for review.

The OSB co-products fall within this 10 times value threshold and were thus allocated on a mass basis.

### Aggregation of Regional Results

The LCA results that follow represent the weighted average of two different LCA studies; one for the primary American manufacturing region, United States - Southeast, and one Canadian average study. The two regions and their weighting relative to the aggregate profile are as follows:

- United States - Southeast: 73%
- Canada - National Average: 27%

The weighting factors were developed from the relative annual production of the two manufacturing regions. The United States weight is based on the production totals for the years 2001-2009 which is representative of the data vintage that underlies that study. The Canadian weight is based on the 2010 production year to represent the more recent data that was used in that study. The selection of 2010 for the Canadian weighting is also conservative because North American OSB production was lower in that year than in the preceding years. This means that the potential Canadian impacts, which are generally lower than those of the American region, is weighted less than if the same production years were selected for all weight derivations.

In addition to calculating weighted average impact assessment results, these weighting factors were also used to calculate the weighted average density of North American OSB. All other values presented in this EPD also utilize this weighting.





**AMERICAN  
WOOD  
COUNCIL**

Canadian  
Wood  
Council

Conseil  
canadien  
du bois


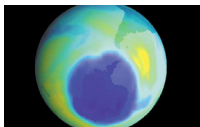





**North American Oriented Strand Board**  
North American Structural and Architectural Wood Products

According to ISO 14025 and ISO 21930

## Life Cycle Assessment Results

The life cycle impact assessment (LCIA) establishes links between the life cycle inventory results and potential environmental impacts. In the LCIA, results are calculated for impact category indicators such as global warming potential and smog potential. These impact category indicator results provide general, but quantifiable, indications of potential environmental impacts. The various impact category indicators and means of characterizing the impacts are summarized in the table below. Environmental impacts are determined using the TRACI 2 method. These five impact categories are reported consistently with the requirements of the PCR.

Table 1: Impact Assessment Categories		
Impact Category Indicators		Characterization Model
Global Warming Potential		Calculates global warming potential of all greenhouse gases that are recognized by the IPCC. The characterization model scales substances that include methane and nitrous oxide to the common unit of kg CO <sub>2</sub> equivalents.
Ozone Depletion Potential		Calculates potential impact of all substances that contribute to stratospheric ozone depletion. The characterization model scales substances that include CFC's, HCFC's, chlorine, and bromine to the common unit of kg CFC-11 equivalents.
Acidification Potential		Calculates potential impacts of all substances that contribute to terrestrial acidification potential. The characterization model scales substances that include sulfur oxides, nitrogen oxides, and ammonia to the common unit of H <sup>+</sup> moles equivalents.
Smog Potential		Calculates potential impacts of all substances that contribute to photochemical smog potential. The characterization model scales substances that include nitrogen oxides and volatile organic compounds to the common unit of kg O <sub>3</sub> equivalents.
Eutrophication Potential		Calculates potential impacts of all substances that contribute to eutrophication potential. The characterization model scales substances that include nitrates and phosphates to the common unit of kg N equivalents.





AMERICAN  
WOOD  
COUNCIL

Canadian  
Wood  
Council

Conseil  
canadien  
du bois



**North American Oriented Strand Board**  
North American Structural and Architectural Wood Products

According to ISO 14025 and ISO 21930

## Cradle-to-Gate Impact Assessment Results

The impact assessment results are shown in Table 2. This LCIA does not make value judgments about the impact indicators, meaning that no single indicator is given more or less value than any of the others. All are presented as equals. Additionally, each impact indicator value is stated in units that are not comparable to others. Some variations exist between the two underlying data sets and are a result of differences in regional energy mixes, particularly the sources of electricity, as well as differences in production practices and efficiencies.

The results presented below indicate the potential impacts caused by the cradle-to-gate production of OSB. Ozone depletion was below  $10^{-5}$  kg CFC-11 eq. in both of the LCA studies and is thus not reported in the results table. Water consumption was estimated for Canada as required by the PCR. However, the U.S. Southeast regional estimate include all water withdrawals without netting out non-consumptive use. As a result, the combined weighted average overstates total water consumption and is therefore conservative.

Impact category indicator	Unit	Total	Forestry operations	OSB production
Global warming potential	kg CO <sub>2</sub> eq.	248.30	17.40	230.90
Acidification potential	H <sup>+</sup> moles eq.	130.48	8.98	121.50
Eutrophication potential	kg N eq.	0.1021	0.0298	0.0723
Ozone depletion potential	kg CFC-11 eq.	0.0000	0.0000	0.0000
Smog potential	kg O <sub>3</sub> eq.	34.55	4.49	30.06
<b>Total primary energy consumption</b>	<b>Unit</b>	<b>Total</b>	<b>Forestry operations</b>	<b>OSB production</b>
Non-renewable fossil	MJ	4260.78	268.10	3992.68
Non-renewable nuclear	MJ	513.83	2.53	511.30
Renewable, biomass	MJ	3590.40	0.00	3590.40
Renewable, other	MJ	93.43	0.74	92.69
<b>Material resources consumption</b>	<b>Unit</b>	<b>Total</b>	<b>Forestry operations</b>	<b>OSB production</b>
Non-renewable materials	kg	2.11	0.00	2.11
Renewable materials	kg	661.47	0.00	661.47
Fresh water	L	395.10	5.51	389.59
<b>Non-hazardous waste generated</b>	<b>Unit</b>	<b>Total</b>	<b>Forestry operations</b>	<b>OSB production</b>
Solid waste	kg	30.72	0.17	30.55





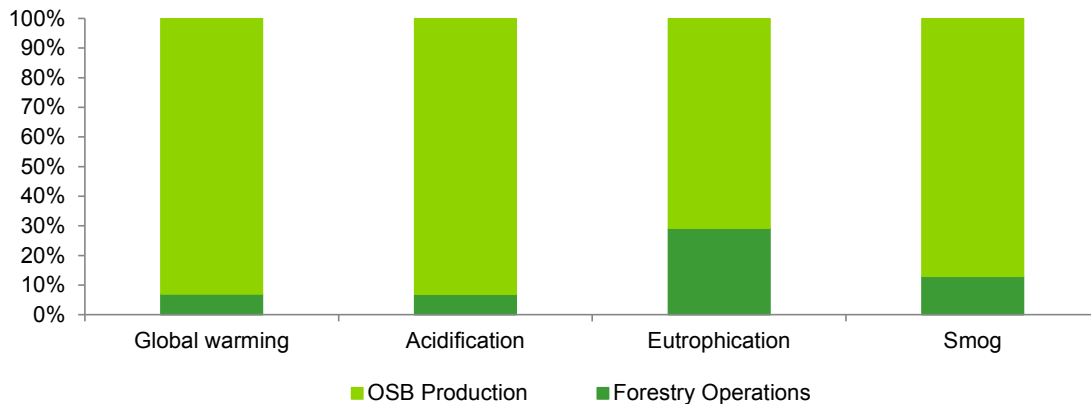
**North American Oriented Strand Board**  
 North American Structural and Architectural Wood Products

According to ISO 14025 and ISO 21930

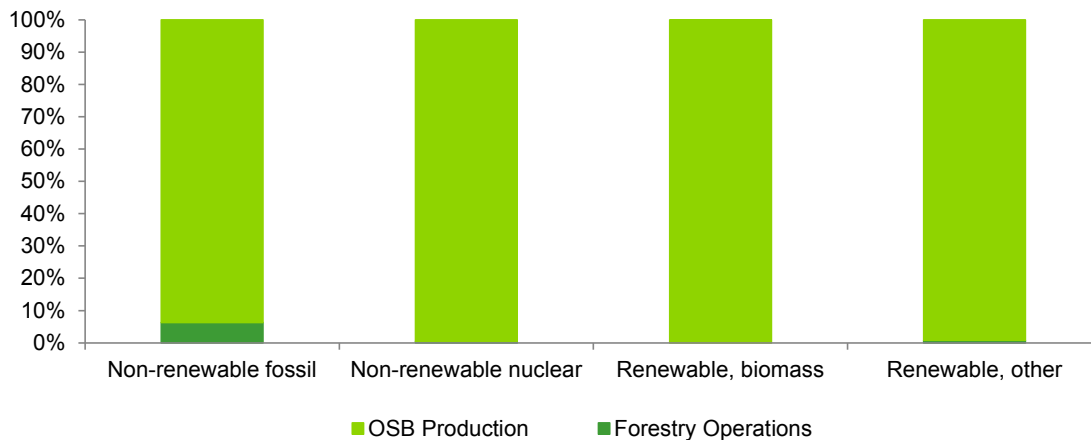
## Impact Assessment Results By Life Stage

The two graphs below show that the OSB manufacturing itself is the primary driver of impacts in the cumulative cradle-to-gate product system. OSB manufacturing consumes 94% of fossil fuels and 100% of biomass energy, which drive the impacts in every category.

**Figure 2: Cradle-to-Gate Impact Assessment Results**



**Figure 3: Cradle-to-Gate Primary Energy Consumption**

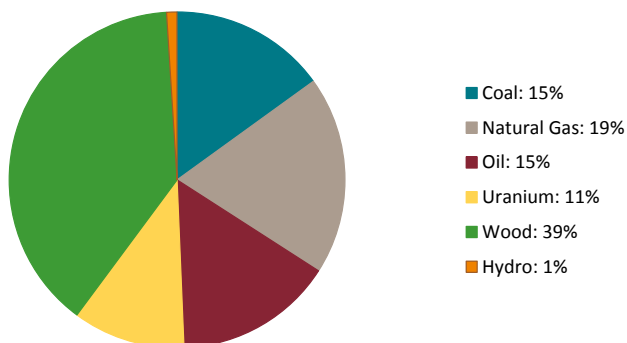




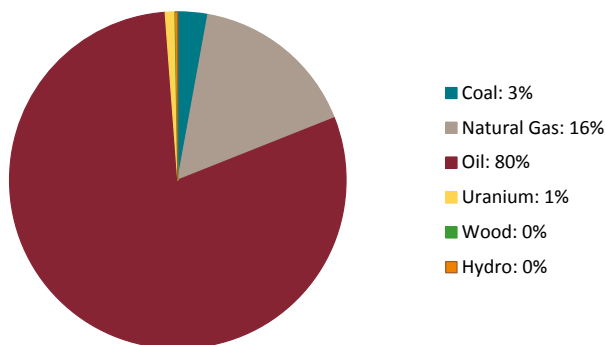
**North American Oriented Strand Board**  
 North American Structural and Architectural Wood Products

According to ISO 14025 and ISO 21930

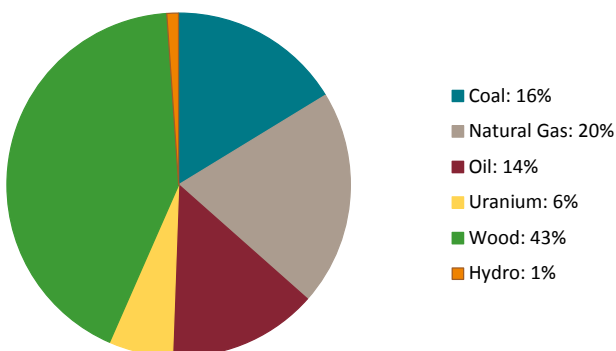
**Figure 4: Cradle-to-Gate Energy Use**



**Figure 5: Forestry Operations Energy Use**



**Figure 6: OSB Production Energy Use**



### Primary Energy Consumption by Resource

The three pie charts show the consumption of various energy resources in the cradle-to-gate portion of the life cycle. The cradle-to-gate and OSB production charts show similar results as manufacturing consumes the bulk of cradle-to-gate energy.

The forest operations portion of the life cycle relies heavily on oil-based energy as consumed in the form of diesel by heavy machinery. Oil accounts for 80% of energy resources consumed in forestry operations.

The greatest source of manufacturing energy is internally generated biomass, 43%. This translates to 39% of cradle-to-gate energy use. The remaining energy use is primarily driven by the delivery of materials to the OSB facilities and the electricity and heat required to operate these facilities. Natural gas, which accounts for 20% of production energy use is primarily used to heat OSB facilities; coal, which makes up 16% of production energy use, is consumed in upstream electricity generation; and oil, which accounts for 14% of production energy use, is primarily used to fuel delivery trucks.

The prevalence of renewable energy use in the life cycle of OSB means that only 49% of energy consumption is derived from fossil fuel sources. This means that OSB has a particularly low carbon footprint relative to the energy required for OSB manufacturing.





AMERICAN  
WOOD  
COUNCIL

Canadian  
Wood  
Council

Conseil  
canadien  
du bois



**North American Oriented Strand Board**  
North American Structural and Architectural Wood Products

According to ISO 14025 and ISO 21930

## Additional Information

### Range of Applications

OSB is a versatile product that is used in a variety of applications. OSB is most commonly associated with the construction and renovation of single family homes. It is no surprise that commercial and residential construction consumes the greatest share of OSB relative to other uses. OSB is also increasingly being used in upholstered furniture manufacturing.

The following lists the breakdown of OSB end uses in North America:

- New single family residential construction: 33%
- Residential upkeep and improvement: 25%
- New non-residential construction: 14%
- Manufacturing furniture and other products: 11%
- Other end-uses: 17%

Source: APA - Engineered Wood Association (2012) Structural Panel and Engineered Wood Yearbook, APA Economics Report E178.



Photos: APA - The Engineered Wood Association





AMERICAN  
WOOD  
COUNCIL

Canadian  
Wood  
Council

Conseil  
canadien  
du bois



## North American Oriented Strand Board

North American Structural and Architectural Wood Products

According to ISO 14025 and ISO 21930

### Carbon Sequestration

The PCR requires that carbon sequestration may only be credited to the product if the end-of-life fate of that carbon is considered in the LCA study. FPIInnovations has recently published a carbon sequestration calculation tool that estimates the emissions from typical end-of-life treatment of wood products that includes recycling, combustion, and landfilling. The carbon sequestered in the product at the manufacturing gate serves as the basis for such an analysis and is as follows (all conversion factors and assumptions are documented in carbon tool):

$1\text{m}^3 \text{ OSB} = 599.42 \text{ oven dry kg} = 299.71 \text{ kg Carbon} = 1098.94 \text{ kg CO}_2 \text{ eq.}$

This initial carbon sequestration may then be considered against its emission as the OSB product reaches the end of its service life in various applications. The FPI carbon tool is used to estimate the biogenic carbon balance at year 100, including service life estimations for various applications and the average landfill decay rate. The carbon tool gives the following results:

Carbon sequestered in product at manufacturing gate:  
 $1098.94 \text{ kg CO}_2 \text{ eq.} = -1098.94 \text{ kg CO}_2 \text{ eq. emission}$

Methane emitted from fugitive landfill gas:  
 $4.16 \text{ kg CH}_4 = 104.02 \text{ kg CO}_2 \text{ eq. emission}$

Carbon dioxide emitted from fugitive landfill gas and the combustion of waste and captured landfill gas:  
 $304.05 \text{ kg CO}_2 \text{ eq. emission}$

**Carbon sequestration at year 100, net of biogenic carbon emissions:**  
 **$690.86 \text{ kg CO}_2 \text{ eq.} = -690.86 \text{ kg CO}_2 \text{ eq. emission}$**





AMERICAN  
WOOD  
COUNCIL

Canadian  
Wood  
Council

Conseil  
canadien  
du bois



## North American Oriented Strand Board

North American Structural and Architectural Wood Products

According to ISO 14025 and ISO 21930

## References

---

APA - Engineered Wood Association (2012) Structural Panel and Engineered Wood Yearbook, APA Economics Report E178.

Athena Institute: 2012. A Cradle-to-Gate Life Cycle Assessment of Canadian Oriented Strand Board

CORRIM:2012. Cradle to Gate Life Cycle Assessment of Oriented Strandboard Production from the Southeast

FPIInnovations: 2011. Product Category Rules (PCR) for preparing an Environmental Product Declaration (EPD) for North American Structural and Architectural Wood Products, Version 1 (UN CPC 31, NAICS 321), November 8, 2011. [http://www.forintek.ca/public/pdf/Public\\_Information/EPD%20Program/PCR%20November%208%202011%20Final.pdf](http://www.forintek.ca/public/pdf/Public_Information/EPD%20Program/PCR%20November%208%202011%20Final.pdf)

FPIInnovations and Athena Institute: 2013. Business-to-Business (B2B) Carbon Sequestration Tool for Wood EPD's as per PCR for North American Structural and Architectural Wood Products, Version 1.

ISO 14025:2006. Environmental Labels and Declarations – Type III Environmental Declarations – Principles and Procedures.

ISO 14040:2006. Environmental Management – Life Cycle Assessment – Principles and Framework.

ISO 14044:2006. Environmental Management – Life Cycle Assessment – Requirements and guidelines.

ISO 21930:2007 – Building and Construction Assets – Sustainability in building construction – Environmental declaration of building products.

TRACI: Tool for the Reduction and Assessment of Chemical and other environmental Impacts: <http://www.epa.gov/ORD/NRMRL/std/sab/traci/>

USLCI Database: <http://www.nrel.gov/lci>